



**AMERICAN
BIOGAS
COUNCIL**

Biogas State Profile: Florida

Biogas Potential

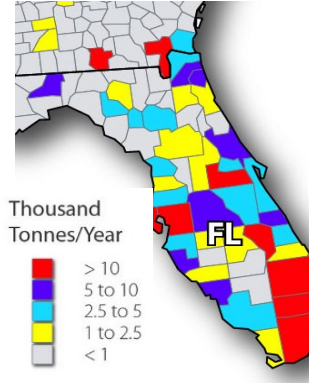
Florida ranks #6 in the U.S for methane production potential from biogas sources.¹

Currently Florida has 63 operational biogas projects. We see the potential for 230 new projects to be developed based on the estimated amount of available organic material.

Constructing this many projects would generate \$690 Million in capital investment, and create 5,750 short term jobs and 460 long term jobs.

If fully realized, these biogas systems could produce enough electricity to power 47,566 homes (1.3 billion kWh) or enough renewable natural gas to fuel 190,710 vehicles.

They would also collectively reduce greenhouse gases by the equivalent of 28.6 Trillion tons of carbon dioxide, the same as growing 23.6 Million tree seedlings for ten years or 788,229 acres of U.S American forest sequester each year.²

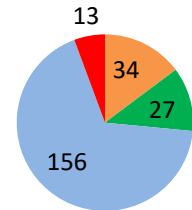
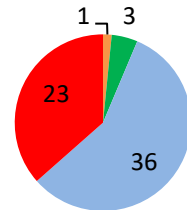


This analysis illustrates the methane generation potential by county from the following biogas sources: landfills; animal manure; wastewater treatment; and industrial, institutional, and commercial organic waste (IIC).

U.S. Energy Rankings

Energy	
Total CO2 Emissions ¹²	Ranks 4 th in U.S., 4.23% share
Per Capita Energy Consumption ¹³	Ranks 7 th in U.S.
Renewable Electricity Generation ¹⁴	Ranks 21 st in U.S.
Energy Prices Rank ¹⁵	Ranks 21 st in U.S.

Operational Systems Potential Systems



Food Waste Agriculture Waste Water Landfill

Biogas Systems

Food Waste

Operational food waste biogas systems ³	1
Potential food waste biogas systems ⁴	34

Agriculture

Operational biogas systems on farms ⁵	3
Potential dairy farm biogas systems ⁶	27
Potential swine farm biogas systems ⁷	-

Waste Water

Operational biogas systems at water resource recovery facilities ⁸	36
Potential biogas systems at WRRFS ⁹	156

Landfills

Operational landfill gas systems ¹⁰	23
Potential landfill gas systems ¹¹	13

Feedstocks

Manure

Total Manure Volume ¹⁶	22.3 million gallons per day
Total Dairy Manure ¹⁷	2.2 million gallons per day
Total Swine Manure ¹⁸	25,500 gallons per day
Total Broiler Manure ¹⁹	10 million gallons per day
Total Beef Manure ²⁰	10 million gallons per day

Food Waste

Total Food Waste Generated ²¹	1.7 million tons per year
--	---------------------------

Waste Water

Average flow from WRRF's ²²	16 million gallons per Day
--	----------------------------

* All citations are available on AmericanBiogasCouncil.org.

Florida Green Policies

State RPS ²³	Has yet to pass a renewable portfolio standard
Statutes & Regulations	Energy Conservation in Public Buildings Building Energy Code Net Metering Fuel Mix Disclosure Interconnection Standards
Sustainable Commitments	JEA- Clean Power Program University of Florida University of Central Florida City of Jacksonville Jacksonville University Sustainable Cities Institute-Pinecrest 75% Recycling Goal
State Funding Opportunities	Renewable Energy Production Tax Credit Property Tax Exclusion for Residential Renewable Energy Property Gulf Power- Commercial Energy Efficiency Earth Cents Program

Biogas Companies Located in FL

[2G-Cenergy Power System](#)
[City of St Petersburg](#)
[Organics Management](#)
 +Dozens More

[Visit www.AmericanBiogasCouncil.org](http://www.AmericanBiogasCouncil.org) for the full Biogas Industry Directory

Florida Biogas Resources:

[Florida Department of Agriculture and Consumer Services](#)

Through a cooperative federal-state program, the Florida Agricultural Statistics Service (FASS) gathers agricultural data and compiles current statistics.

[NRDC- Renewable Energy for America](#)

NRDC is the nation's most effective environmental action group, combining the grassroots power of more than 2 million members and online activists with the courtroom clout and expertise of nearly 500 lawyers, scientists and other professionals. Include a detailed state profile of Florida's renewable energy industry

[University of Florida](#)

The University of Florida has a comprehensive web page dedicated to anaerobic digestion and the biogas industry. It provides links and resources to additional biogas information as well

American Biogas Council
1211 Connecticut Ave, NW
Suite 650
Washington, DC 20036-2701
(202) 640-6595
info@americanbiogascouncil.org

-
- ¹ <http://www.nrel.gov/docs/fy14osti/60178.pdf>
 - ² (See ABC Biogas Potential Calculator)
 - ³ (See ABC Food Waste Digester Excel Spreadsheet)
 - ⁴ (See ABC Biogas Potential Calculator)
 - ⁵ <http://epa.gov/agstar/projects/index.html>
 - ⁶ http://www.agcensus.usda.gov/Publications/2012/Full_Report/Volume_1,_Chapter_1_State_Level/Florida/st12_1_017_019.pdf (Farms with 500 to 999 milk cows)
 - ⁷ http://www.agcensus.usda.gov/Publications/2012/Full_Report/Volume_1,_Chapter_1_State_Level/Florida/st12_1_020_023.pdf (Farms with 5,000 or more hogs)
 - ⁸ <http://resourcerecoverydata.org/>
 - ⁹ (See Above)
 - ¹⁰ <http://www.epa.gov/lmop/projects-candidates/operational.html>
 - ¹¹ <http://www.epa.gov/lmop/projects-candidates/candidates.html>
 - ¹² <http://www.eia.gov/state/rankings/?sid=CA#series/226>
 - ¹³ <http://www.eia.gov/state/?sid=CA#tabs-5>
 - ¹⁴ (See Above)
 - ¹⁵ <http://www.eia.gov/state/rankings/#/series/31>
 - ¹⁶ (See EQIP State Matrix Livestock Inventory)
 - ¹⁷ (See Above)
 - ¹⁸ (See Above)
 - ¹⁹ (See Above)
 - ²⁰ (See Above)
 - ²¹ http://www.dep.state.fl.us/waste/quick_topics/publications/shw/recycling/75percent/Recycling_Goal_Preliminary_Recommendations_2009-07-21-web_post.pdf
 - ²² <http://resourcerecoverydata.org/>
 - ²³ <http://www.ncsl.org/research/energy/renewable-portfolio-standards.aspx>

American Biogas Council
1211 Connecticut Ave, NW
Suite 650
Washington, DC 20036-2701
(202) 640-6595
info@americanbiogascouncil.org